

SPIKE


Ugliest Dog in the Universe

Written and Illustrated by Debra Frasier

First: read SPIKE for an introduction to first person writing ("first dog," in this case). See how the story is told from the dog's voice? Use any of the following ideas to extend the story. All materials are free to download at: debrafrasier.com

Summer Reading Programing Ideas for Libraries

After reading the book, then watch any of these online shows:



How Debra illustrated SPIKE using old blue jeans



Book Trailer & Writing Project (1:54)



DOG DIARIES: Student Samples (9:09)

4th graders' dogs "talk" starring cut paper dog puppets


Intro to book and writing project:

Make and Take Project...

CAT-ON-A-STICK



DOG-ON-A-STICK



Answer prompts on back for easy introduction to character development.



Send pictures of anything you try to Debra. Questions? Just email!

For school-aged participants try: Speaking in a Dog's Voice!

30 DOG PROFILES (30 pages)



Pick a dog to "adopt" from the array at debrafrasier.com, or visit Petfinder.com





Fold a little booklet for each participant, or answer prompts as a group project together. Watch movie on how to fold tiny journal. (Pause for kids to stay all together.) Fun to make!

See the dog bibliography at debrafrasier.com



Cut-Paper Dog Characters: Use the profiles found at debrafrasier.com for inspiration:



Break the dog into simple shapes. Cut head, ear, nose, each leg separately. Pile up, rearrange, glue last onto a background. Work large. Play with color! Yes! A dog can be purple!